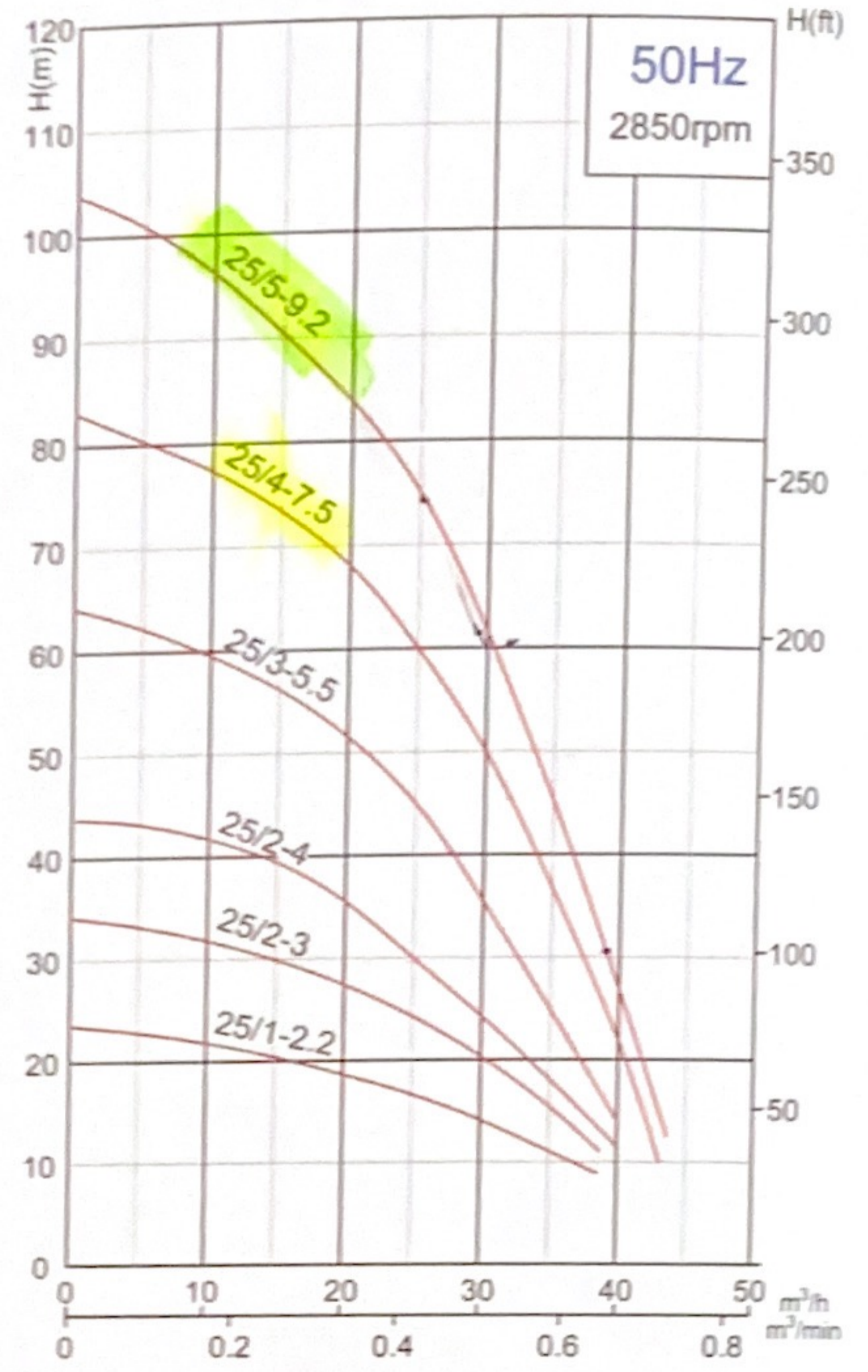
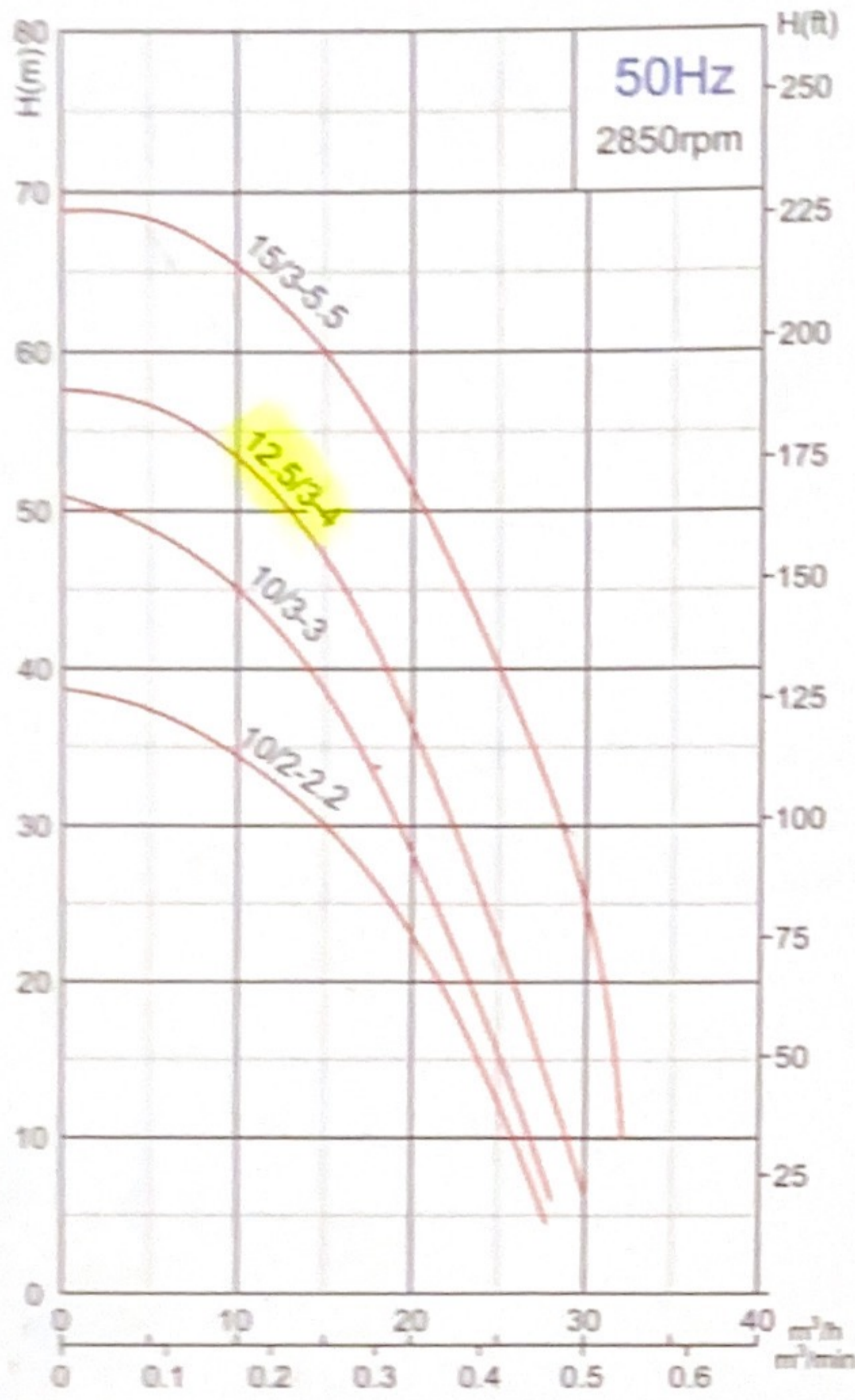


# QXN SUBMERSIBLE PUMP

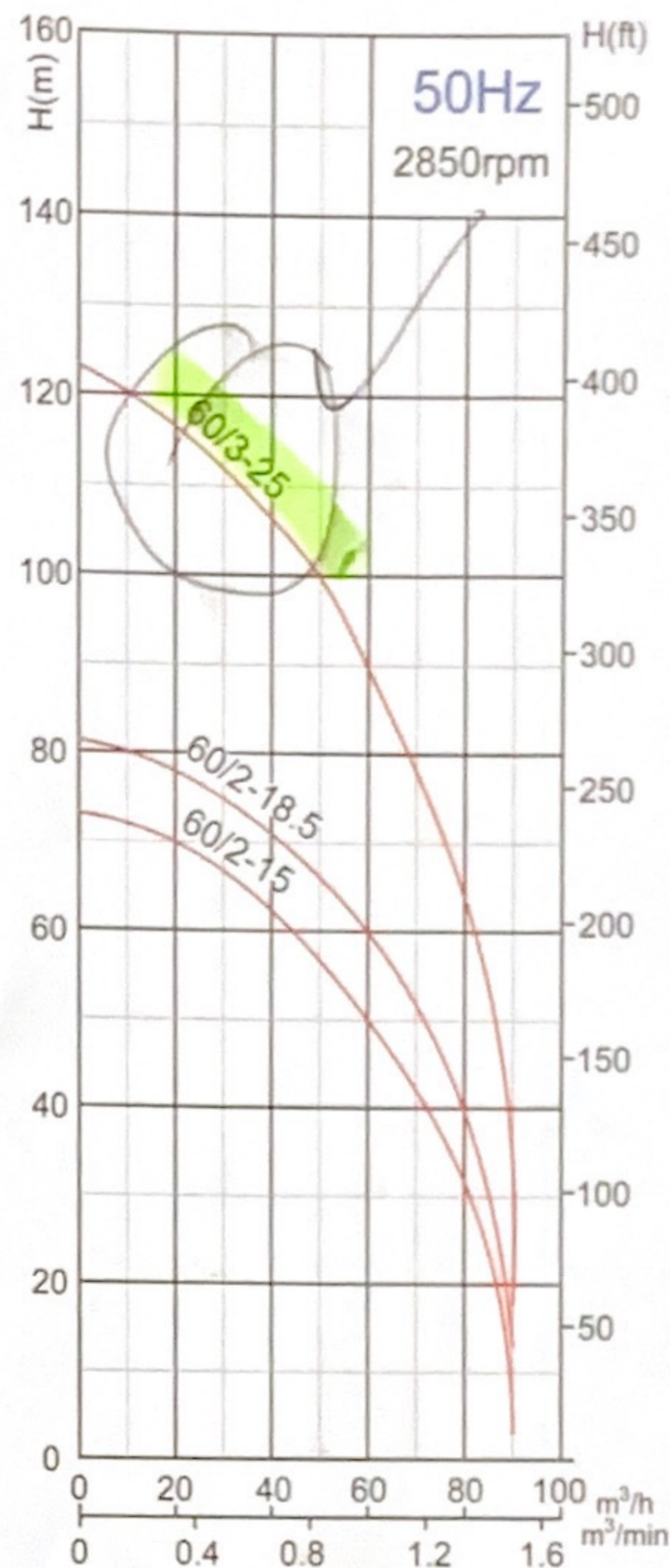
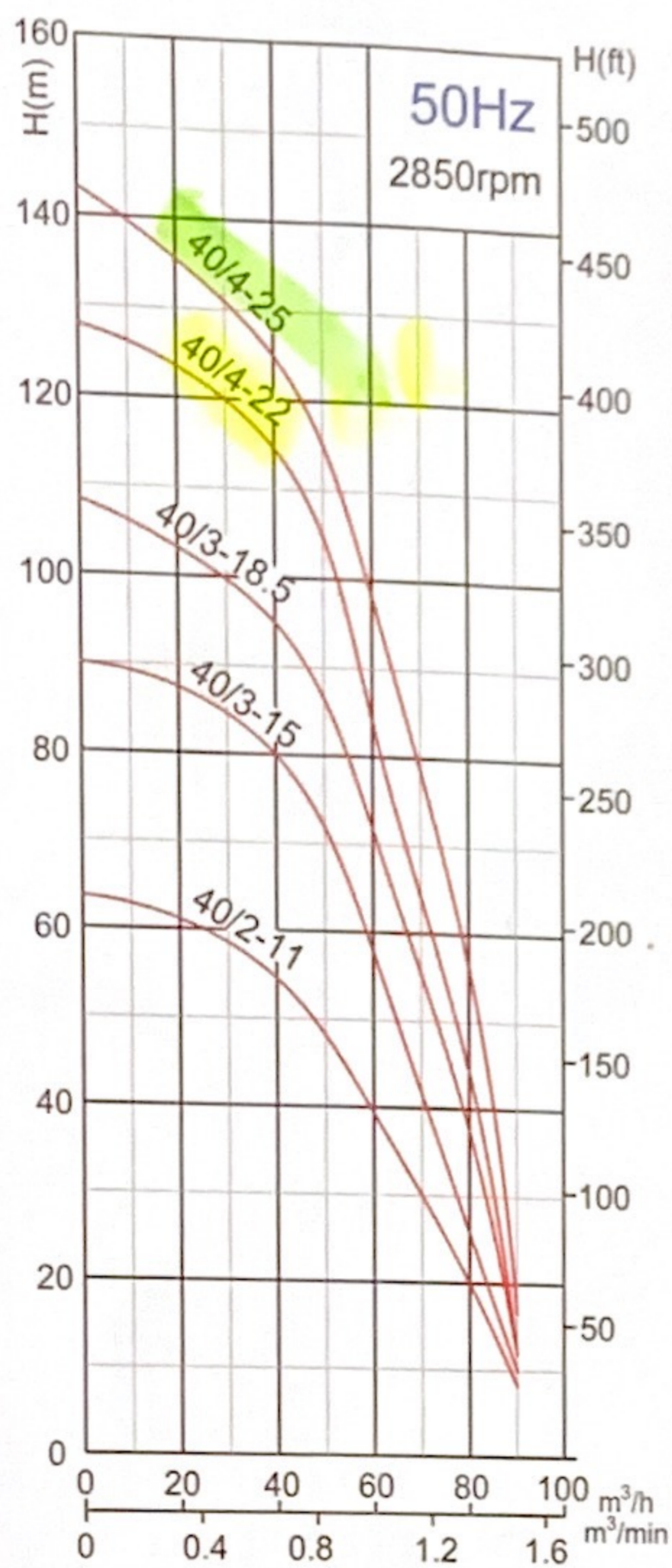
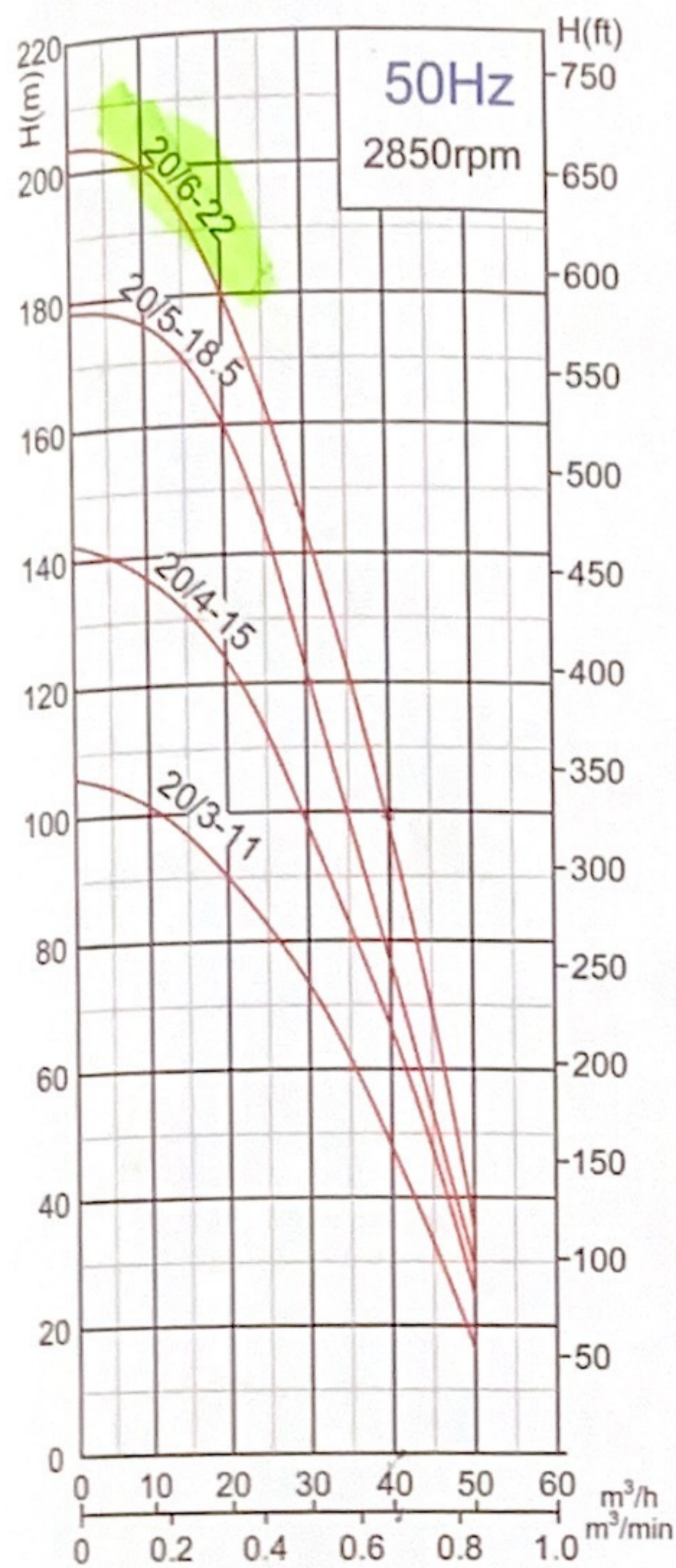
## Performance curves



## Performance table

Model (50Hz)	Motor power		Rated current (380V) A	Motor protector	Outlet mm	Rated capacity m³/h	Rated head m	Max capacity m³/h	Max Head m	Impeller Passage mm
	kW	HP								
QXN10/2-2.2	2.2	3	5.4	Built-in	50	10	34	28	38	6
QXN25/1-2.2	2.2	3	5.4	Built-in	65	25	17	37	23	6
QXN10/3-3	3	4	7.2	Built-in	50	10	45	28	51	6
QXN25/2-3	3	4	7.2	Built-in	65	25	25	37	33	6
QXN12.5/3-4	4	5.5	8.8	Built-in	50	12.5	50	30	57	6
QXN25/2-4	4	5.5	8.8	Built-in	65	25	30	40	43	6
QXN15/3-5.5	5.5	7.5	11.7	Built-in	50	15	60	32	67	6
QXN25/3-5.5	5.5	7.5	11.7	Built-in	65	25	45	40	64	6
QXN25/4-7.5	7.5	10	15.7	Built-in	65	25	60	42	84	6
QXN25/5-9.2	9.2	12.5	19.1	-	65	25	75	44	104	6

## Performance curves

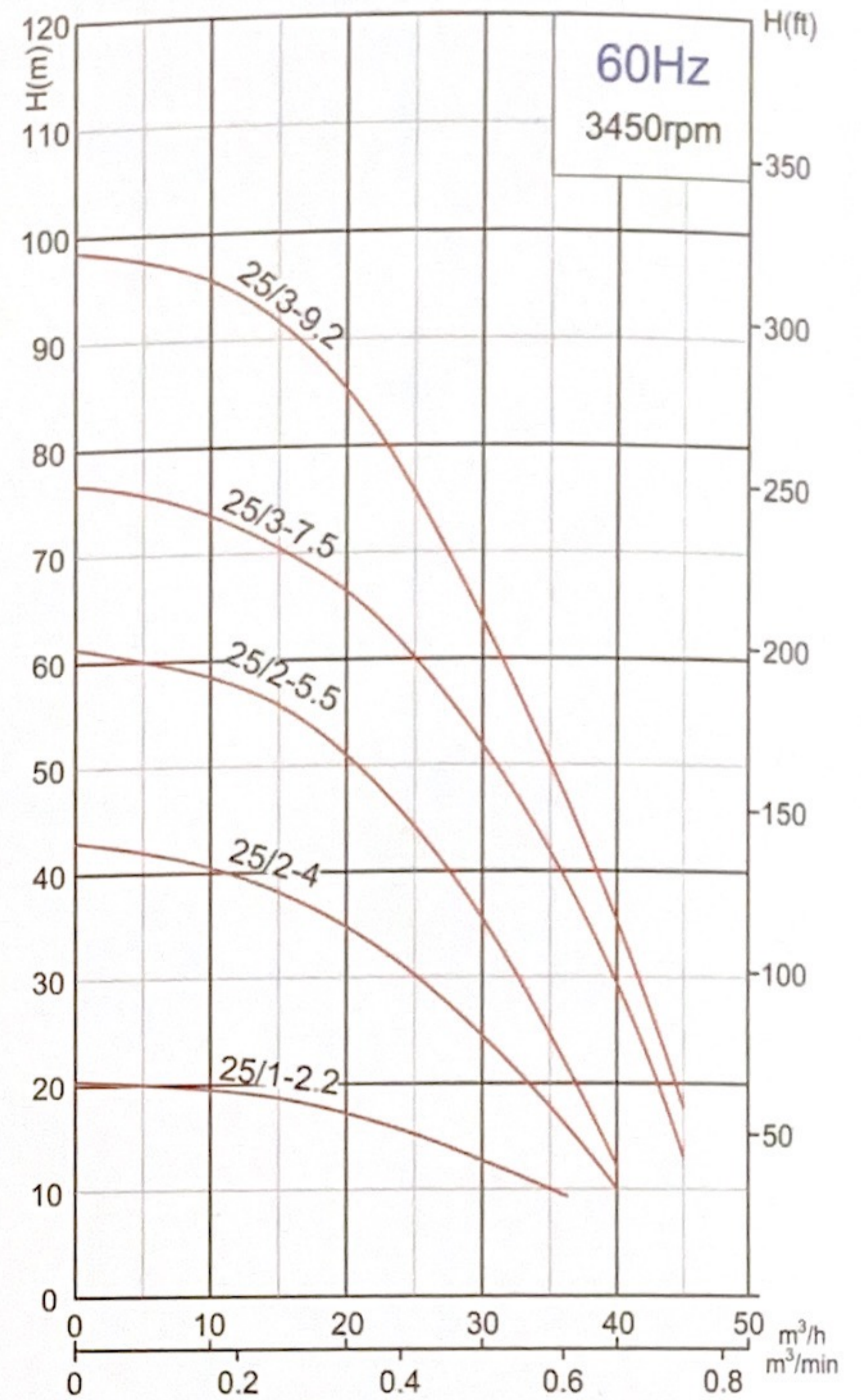
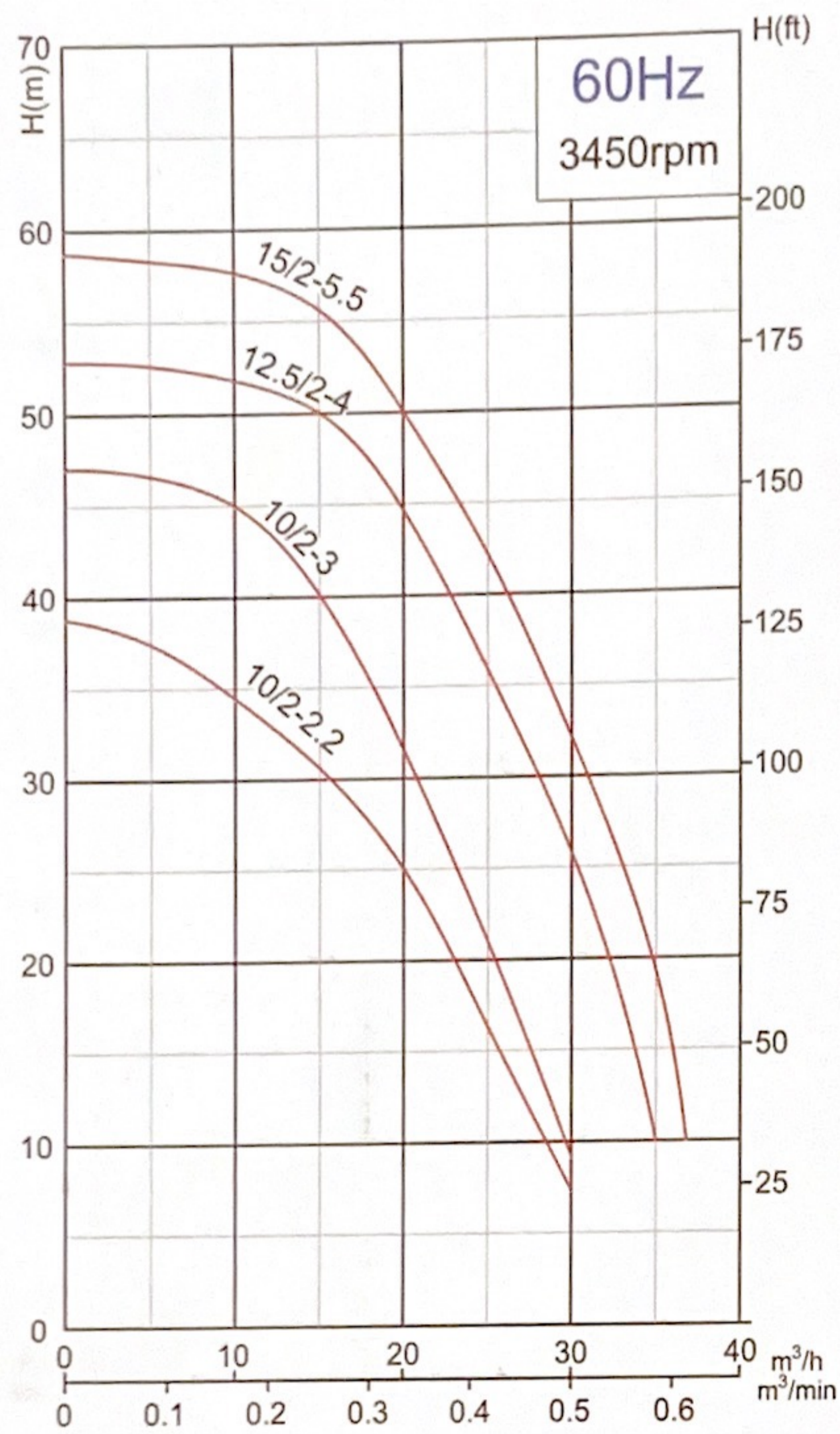


## Performance table

Model (50Hz)	Motor power		Rated current (380V)	Outlet	Rated capacity	Rated Head	Max capacity	Max Head	Impeller Passage
	kW	HP	A	mm	m³/h	m	m³/h	m	mm
QXN20/3-11	11	15	22	65	20	90	50	106	6
QXN40/2-11	11	15	22	80	40	55	90	63	8
QXN20/4-15	15	20	31	65	20	125	50	142	6
QXN40/3-15	15	20	31	80	40	80	90	90	8
QXN60/2-15	15	20	31	100	60	50	90	73	10
QXN20/5-18.5	18.5	25	37.2	65	20	160	50	178	6
QXN40/3-18.5	18.5	25	37.2	80	40	95	90	108	8
QXN60/2-18.5	18.5	25	37.2	100	60	60	90	81	10
QXN20/6-22	22	30	45	65	20	180	50	204	6
QXN40/4-22	22	30	45	80	40	115	90	127	8
QXN40/4-25	25	34	51	80	40	125	90	144	8
QXN60/3-25	25	34	51	100	60	90	90	123	10

# QXN SUBMERSIBLE PUMP

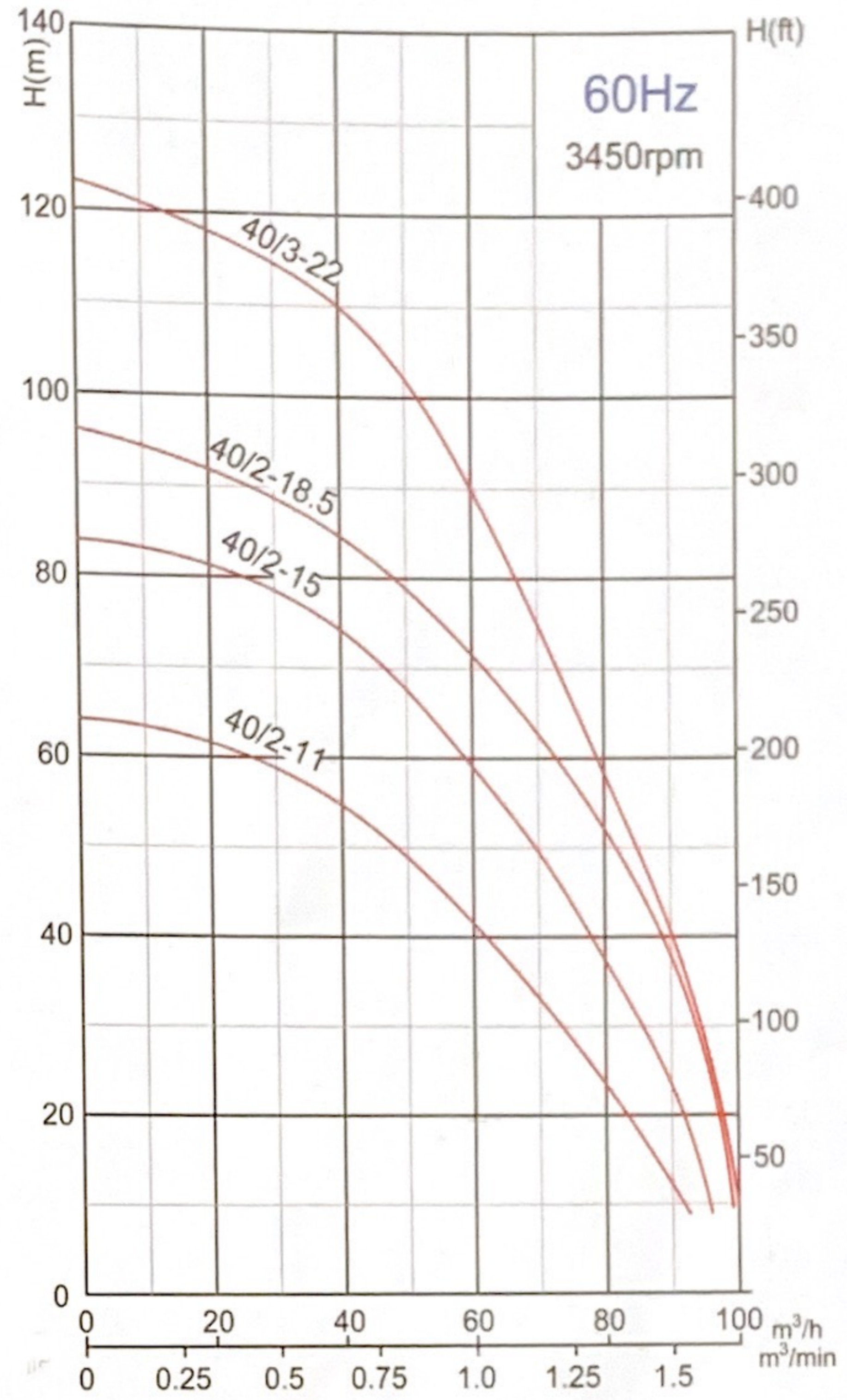
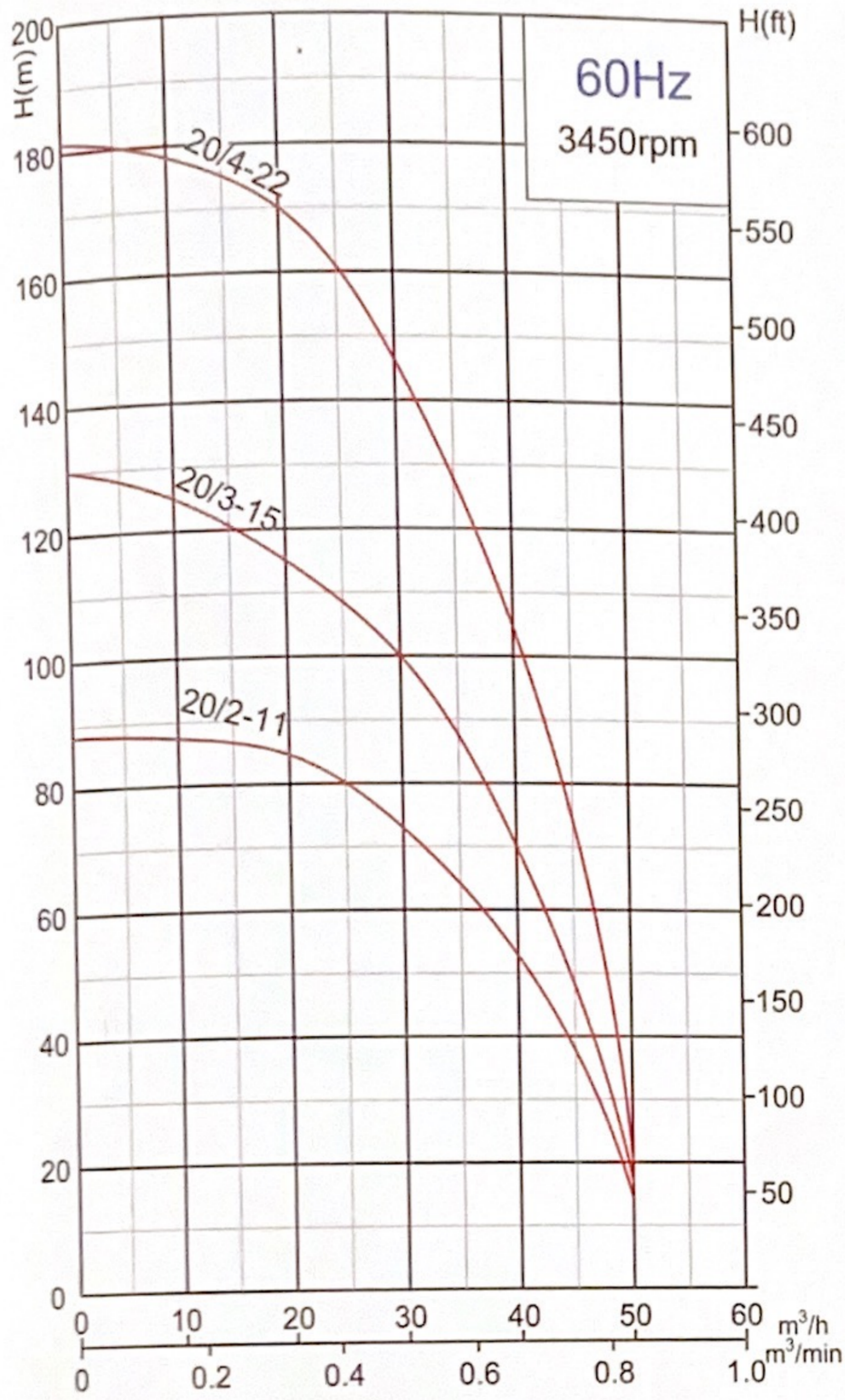
## Performance curves



## Performance table

Model (60Hz)	Motor power		Rated current (380V) A	Motor protector	Outlet mm	Rated capacity m³/h	Rated Head m	Max capacity m³/h	Max Head m	Impeller Passage mm
	kW	HP								
QXN10/2-2.2	2.2	3	5.4	Built-in	50	10	34	30	38	6
QXN25/1-2.2	2.2	3	5.4	Built-in	65	25	17	35	21	6
QXN10/2-3	3	4	7.2	Built-in	50	10	45	30	47	6
QXN12.5/2-4	4	5.5	8.8	Built-in	50	12.5	50	37	53	6
QXN25/2-4	4	5.5	8.8	Built-in	65	25	30	40	43	6
QXN15/2-5.5	5.5	7.5	11.7	Built-in	50	15	57	35	59	6
QXN25/2-5.5	5.5	7.5	11.7	Built-in	65	25	45	40	62	6
QXN25/3-7.5	7.5	10	15.7	Built-in	65	25	60	45	76	6
QXN25/3-9.2	9.2	12.5	19.1	-	65	25	75	45	96	6

## Performance curves



## Performance table

Model (60Hz)	Motor power		Rated current (380V) A	Outlet mm	Rated capacity m³/h	Rated Head m	Max capacity m³/h	Max Head m	Impeller Passage mm
	kW	HP							
QXN20/2-11	11	15	22	65	20	85	50	87	6
QXN40/2-11	11	15	22	80	40	55	92	63	8
QXN20/3-15	15	20	31	65	20	115	50	130	6
QXN40/2-15	15	20	31	80	40	75	95	83	8
QXN40/2-18.5	18.5	25	37.2	80	40	85	98	96	8
QXN20/4-22	22	30	45	65	20	170	50	182	6
QXN40/3-22	22	30	45	80	40	110	100	123	8